
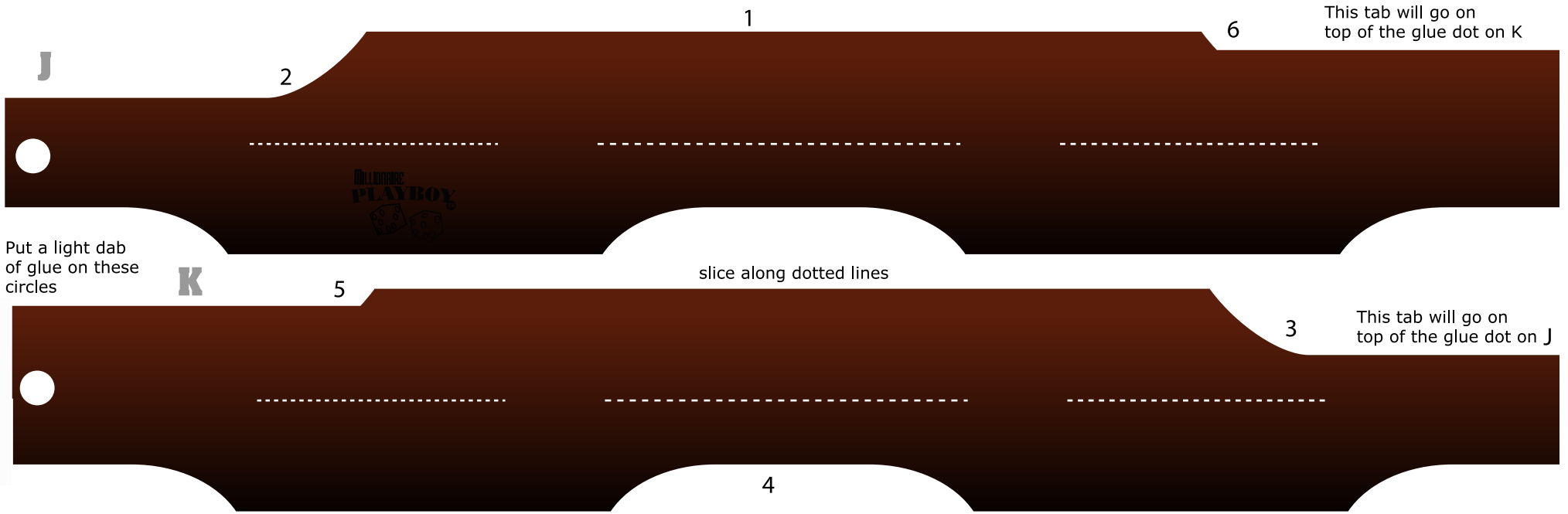


MILLIONAIRE PLAYBOY.COM



Craps Table: Page 1



This tab will go on top of the glue dot on K

Put a light dab of glue on these circles

slice along dotted lines

This tab will go on top of the glue dot on J

Tip!

When gluing two surfaces, brush on a light coat of rubber cement on to both surfaces, allow to dry, and then press together.

Tip!

You can find tiny miniature dice at game and hobby stores.

Directions:

1. Begin by cutting out the felt (A)
2. Cut out the table legs (J & K) and the inner walls (C,B,D & H)
3. Use a blade to slice the long horizontal slits in the table legs. Also slice the slits above the chip stacks (on H) and the slice line above the MPb logo on the table (A).
4. Carefully slide the table leg pieces onto the "tabs" on the game table (A). It helps to lightly squeeze the corners so that it hugs the curve.
DON'T fold down these brown tabs, they will act as the drink shelf.
5. Put a light dab of glue or rubber cement on the white circle on J & K. Squeeze the tab from the other leg onto glue dab to keep the pieces together.
6. Cut out the railing (E & F), carefully slicing around the tabs. Fold these tabs down 90°. Glue the tabs to the inside of the wall.
7. Use rubber cement or glue stick to affix the bumpers (B & C) to the reverse of the table legs. The bumpers will look better if the light sides of the pyramids are up.
8. Cut out the chip stacks (G) and fold along the edges where the dotted lines were. You're going to make a three sided box. Carefully slide the chip stack "box" into the slits on the back wall (H) and table (A).
9. Glue the 'bank' (H) and the mirror (D) to the inside walls. The mirror goes on the shorter side.




Tip!

Always lay your money directly on the table, don't try to hand it to the dealer.

Step by step directions, with photos can be found at www.MillionairePlayboy.com/toys/crapstable.php

Design and art © 2005 MillionairePlayboy.com
This document may not be altered in any manner
without permission Contact us for promotional use.

**MILLIONAIRE
PLAYBOY**.COM



Craps Table: Page 2